




How to pack for an island trip.





NO SINGLE ITEM OVER 45 LBS.




**Water containers may not exceed 5 gallons
and may not be inside or on your pack.**



All propane, gases and flammable liquids must be kept separate from gear going below deck. Your fuel will be transported in steel boxes provided by the vessel.



**Store all items INSIDE your pack.
Gear with dangling items attached get caught in the
cargo hold and tear up your pack.**



**Keep your hiking poles and fishing poles
separate from your pack.**



We do not accept outboard motors, rubber rafts, windsurfers, paddle boards, or surfboards over 8 feet in length.




**Kayaks must have a bow line that is 6-8 feet long
with a clip on the free end.**



**NPS does not allow carts, dollies or wagons on the island.
You may bring a two wheeled, collapsible model for
an extra charge of \$10.**

**PLEASE NOTE: Unless there is a child in your stroller,
it will not be allowed on board.**



**Do not store items in plastic bags or cardboard boxes.
NPS does not allow these products in the Park for
biosecurity reasons.**



Help protect your Park by preventing the introduction of non-native species.

Before you pack for this trip:

- Check your tent for seeds/dirt from your last destination
- Shake out backpacks that have been stored for long periods of time
- Rinse cobwebs/dirt out of your kayaks



**Thank you in advance for helping facilitate
our gear loading process!**